



lumini Solucoes em Iluminacao LTDA
www.lumini.com.br
Email:laboratorio@lumini.com.br
Tel:+55 11 3437-5555 Fax:+55 11 3437-5555
Address:Rua Ferreira Viana, 716 - Socorro - São Paulo/SP

lumini

LumCAT:

Luminaire: rocket xsm int cnp tr fa

LampCAT: modulo led tr 5W 2700K irc 90

Ballast type:

Report No:

Voltage(V): 127.0000

Test No:

Current(A): 0.0400

Number of Lamps: 1

Power (W): 4.7700

Lamp flux(lm): 290.0

PF: 0.9300

Length(mm): 40

Width(mm): 40

Phm Type: C

Height(mm): 0

Photometric Results

Lumens(lm): 191.93, Efficiency(%): 66.18% , Luminous Efficacy(lm/W): 40.24

Central intensity(cd): 214.781, Maximum intensity(cd): 214.781

Angle of maximum intensity: C=0.0 γ =0.0

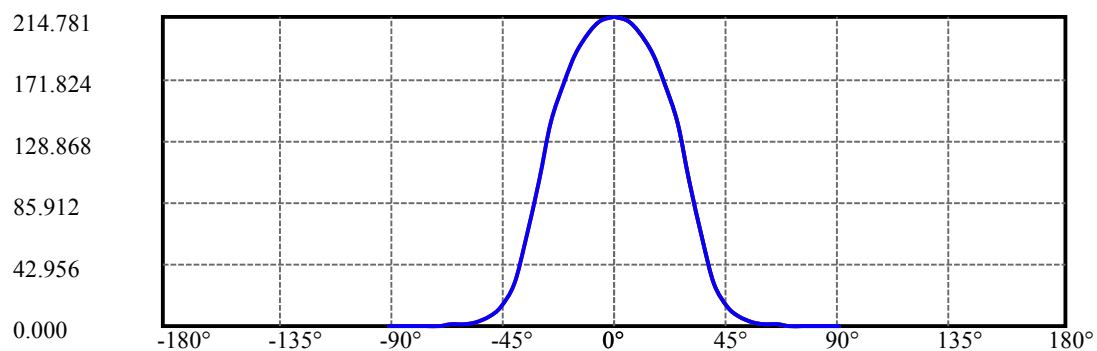
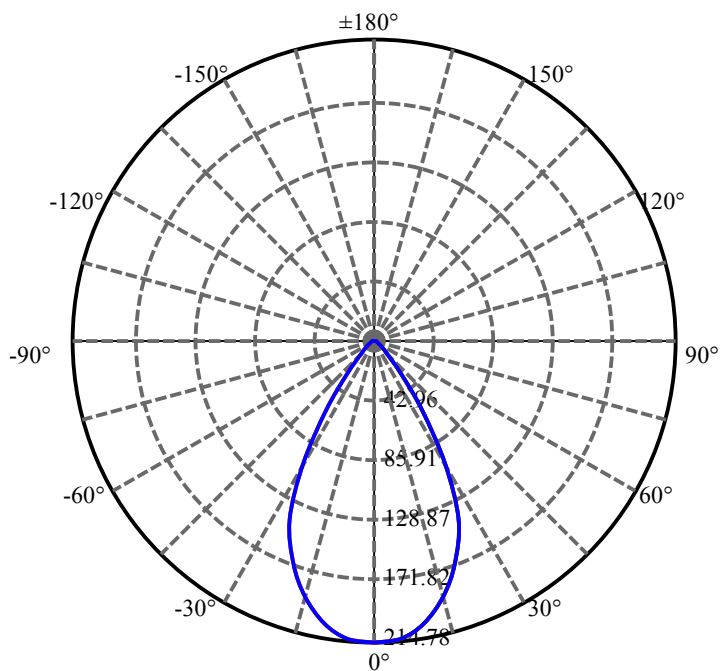
Beam angle of C0 plane : 58.51

Aveage BeamAngle(IEC 61341):58.51

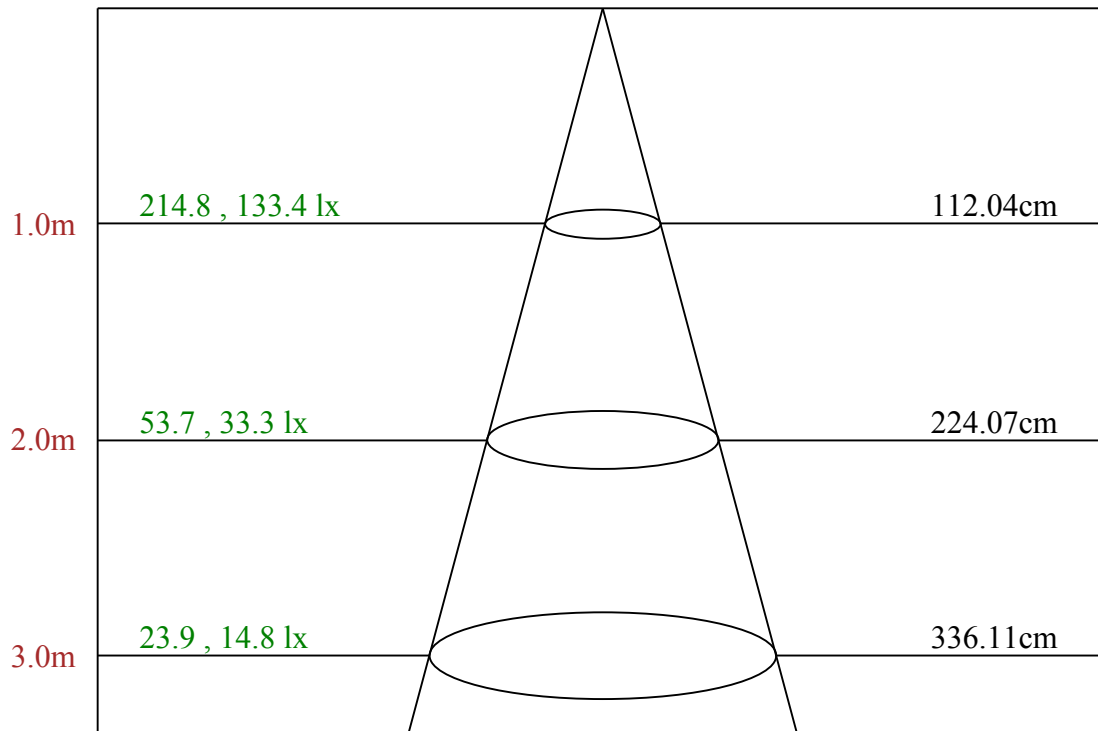
Equipment: equipamento lumini
Temperature(°C): 25.0

Date: 11/29/2023
Humidity(%): 55.0%

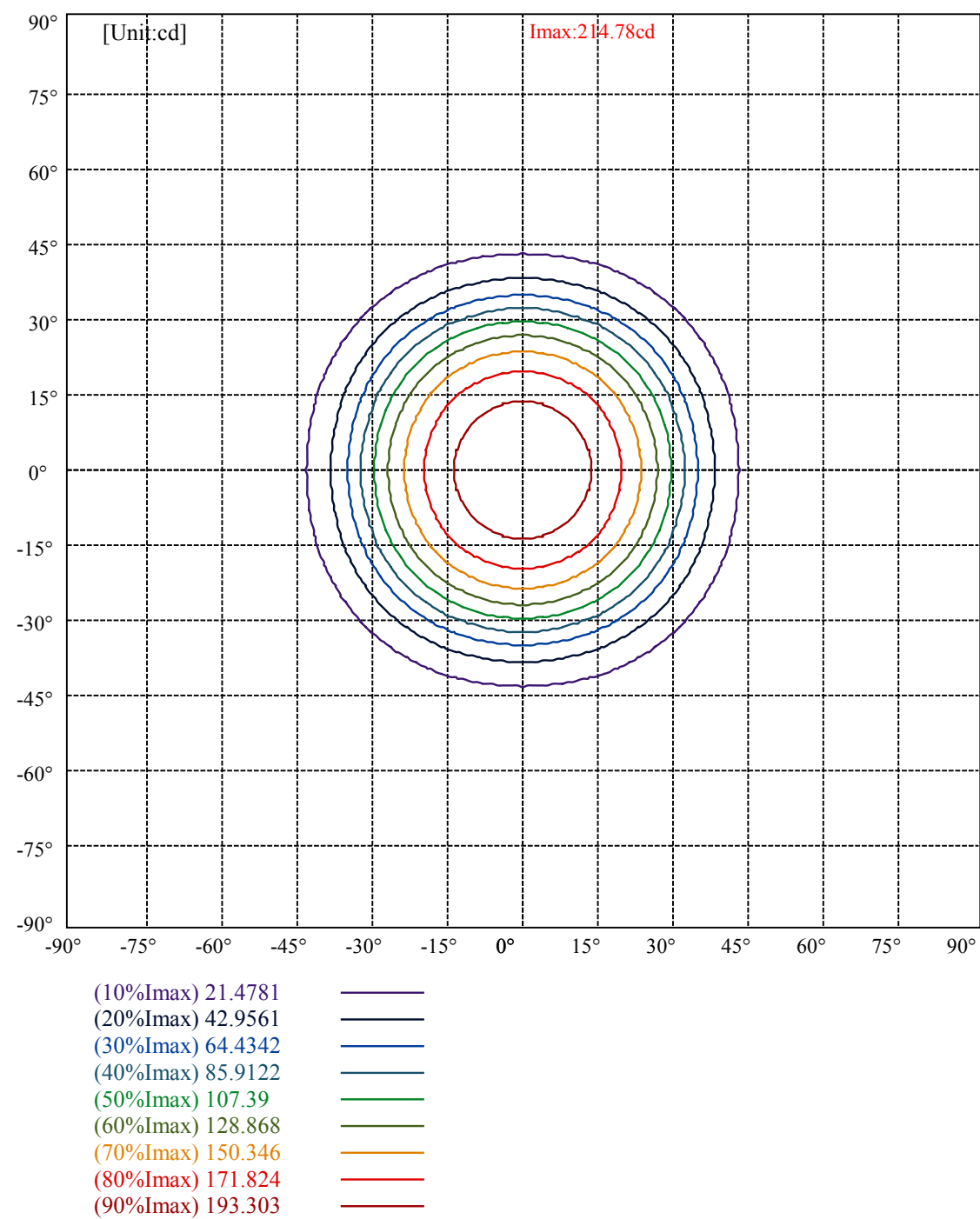
Operator: 01
Distance(m): 6.90



C0(Max):
C0/C180:
C90/C270:



Max , Ave Beam angle of C0 plane 58.51



Luminance Table

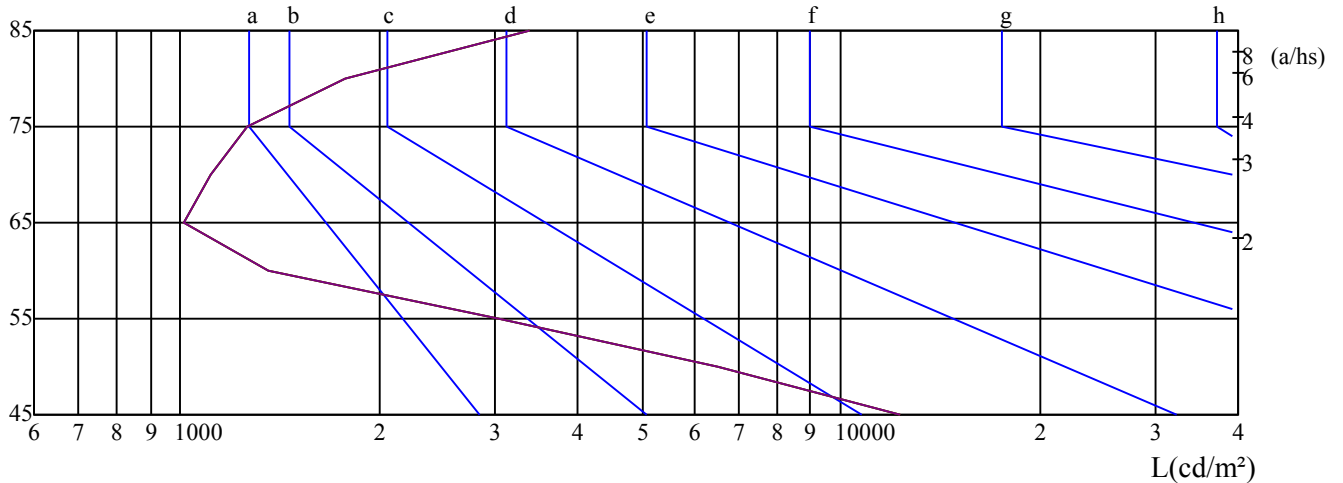
γ	45	50	55	60	65	70	75	80	85
C0	12314	6533	3035	1361	1012	1109	1265	1778	3371
C45	12314	6533	3035	1361	1012	1109	1265	1778	3371
C90	12314	6533	3035	1361	1012	1109	1265	1778	3371

L(Hor)(65)	L(Ver)(65)	L45(65)	L(Hor)(75)	L(Ver)(75)	L45(75)	L(Hor)(85)	L(Ver)(85)	L45(85)
1012	1012	1012	1265	1265	1265	3371	3371	3371

Glare Table

Glare	Quality	Service Values Illuminance(lx)							
1.15	A	2000	1000	500	≤ 300				
1.5	B		2000	1000	500	≤ 300			
1.85	C			2000	1000	500	≤ 300		
2.2	D				2000	1000	500	≤ 300	
2.55	E					2000	1000	500	≤ 300
		a	b	c	d	e	f	g	h

Luminance Limiting Curve

 $\gamma(^{\circ})$ 

C0 ———

C45 ———

C90 ———

Illumination assessment according UGR											
Rf of Ceiling	70	70	50	50	30	70	70	50	50	30	
Rf of Wall	50	30	50	30	30	50	30	50	30	30	
Rf of Floor	20	20	20	20	20	20	20	20	20	20	
Room dimensions		Viewed crosswise					Viewed endwise				
X	Y										
2H	2H	19.82	20.82	20.18	21.13	21.45	19.62	20.62	19.98	20.93	21.25
	3H	19.63	20.52	20.02	20.86	21.20	19.43	20.32	19.82	20.65	21.00
	4H	19.54	20.36	19.94	20.72	21.08	19.34	20.16	19.74	20.52	20.88
	6H	19.47	20.22	19.89	20.60	21.00	19.27	20.02	19.69	20.40	20.80
	8H	19.41	20.13	19.83	20.51	20.92	19.22	19.93	19.64	20.32	20.72
	12H	19.37	20.05	19.79	20.44	20.86	19.17	19.85	19.60	20.25	20.66
4H	2H	19.54	20.36	19.94	20.72	21.08	19.34	20.16	19.74	20.52	20.88
	3H	19.32	20.00	19.75	20.40	20.82	19.12	19.81	19.55	20.20	20.62
	4H	19.27	19.86	19.71	20.28	20.73	19.07	19.66	19.51	20.08	20.53
	6H	19.16	19.68	19.63	20.13	20.59	18.97	19.49	19.44	19.94	20.39
	8H	19.13	19.61	19.62	20.07	20.55	18.94	19.42	19.43	19.88	20.35
	12H	19.13	19.58	19.62	20.03	20.55	18.94	19.39	19.43	19.84	20.36
8H	4H	19.08	19.56	19.56	20.02	20.49	18.88	19.36	19.37	19.82	20.30
	6H	18.98	19.37	19.48	19.85	20.37	18.79	19.18	19.29	19.66	20.17
	8H	19.01	19.35	19.55	19.87	20.37	18.83	19.16	19.36	19.68	20.18
	12H	19.04	19.31	19.59	19.82	20.34	18.86	19.12	19.40	19.64	20.16
12H	4H	19.03	19.47	19.52	19.93	20.45	18.83	19.28	19.32	19.73	20.25
	6H	18.97	19.31	19.51	19.83	20.33	18.78	19.12	19.32	19.64	20.14
	8H	18.98	19.24	19.52	19.76	20.28	18.79	19.06	19.34	19.57	20.09
Variation with the observer position at spacings:											
S = 1.0H		4.5/-8.7					4.5/-8.7				
S = 1.5H		7.1/-10.0					7.1/-10.0				
S = 2.0H		9.0/-8.9					9.0/-8.9				
Standard tables:		BK0					BK0				
Uncorrected UGR		-1.3					-1.3				

依据CIE Publ. 117 计算 UGR, S/H = 0.25